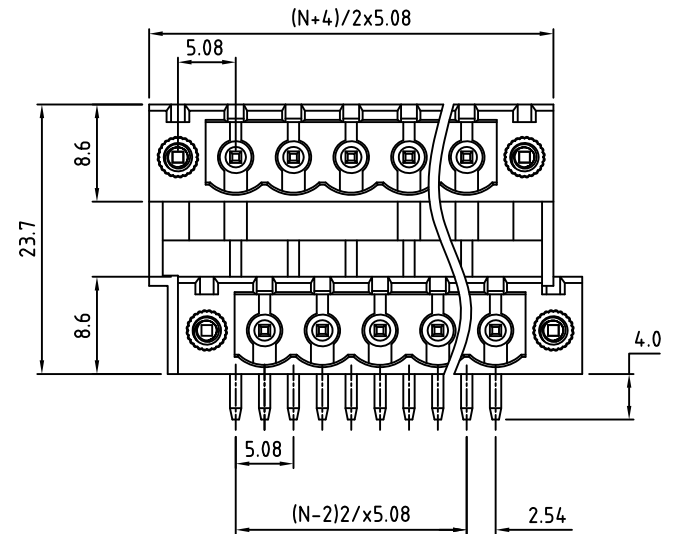
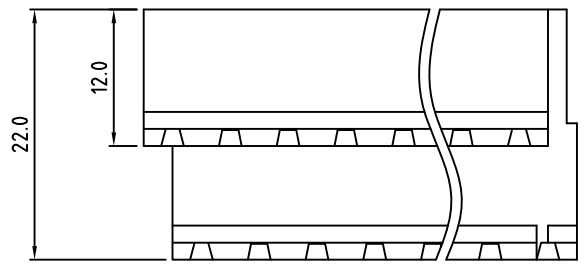
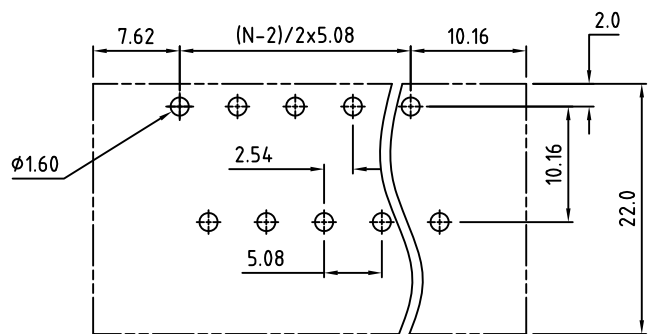


RoHS Compliant

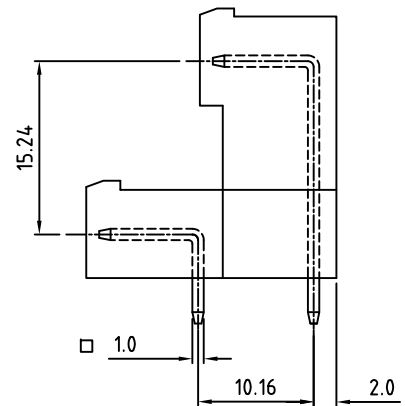
Rev.	ECO#	Date	By
A	0482-0413	04/25/13	AJT



N=Number of Positions



P.C.B. Layout



Material:	
Contact Solder Pin:	Copper, Tin Plated
Insulating Body:	Polyamide, UL94V-0
Mounting Flange Nut:	M2.5, Brass
Electrical	
Voltage Rating:	300 VAC
Current rating:	20 AMPS
Withstand Voltage:	1500 VAC, Test time 60 seconds
Mechanical	
Operating Temperature:	-40°C to +105°C -40°F to +221°F
Soldering Temperature:	260°C, 500°F for 5 seconds max.
Safety Approval:	UL US

Part Number Configuration.

HC1508M-XX-520

Number of Positions: 5
Color: 5-Green

(Other Color Options Available)
Please consult Factory

Max Number of Positions = 48 (2x24)

UNLESS OTHERWISE SPECIFIED BREAK ALL SHARP EDGES AND DEBURR ALL HOLES

TITLE: 5.08mm SPACING, PLUGGABLE HEADER

LIMITS: UNLESS OTHERWISE SPECIFIED
HUND.±.02 FRACT.±1/64
THOU.±.005 ANGLE±1°

SCALE THIS IS A CONFIDENTIAL DRAWING AND MUST BE TREATED AS SUCH. NO DISTRIBUTION IS ALLOWED WITHOUT WRITTEN APPROVAL BY EBYS ELECTRO INC.



IMPORTANT DISCLAIMER: All information provided on this print is for reference. Always perform your own tests and acquire samples and further information to determine product suitability. While we make effort to provide accurate information, we cannot be responsible for errors either of omission or typographical. EBYS Electro, Inc. assumes no responsibility for the use or suitability of any product. All products and specifications are subject to change without prior written notice.

METRIC LIMITS
ONE PLACE ±0.3
TWO PLACES ±0.10
ANGLE ±1°

DRAWN JM DATE 10/21/08
CHECKED DATE
APPROVED DATE

SIZE A

DRAWING NUMBER: HC1508M-XX-520

REV. A