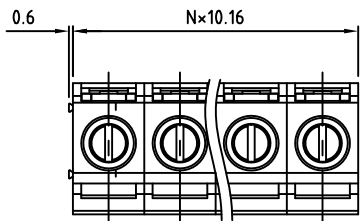
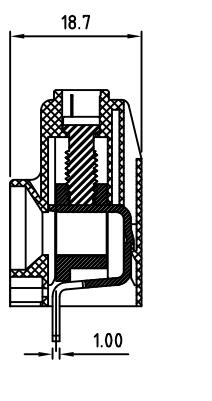
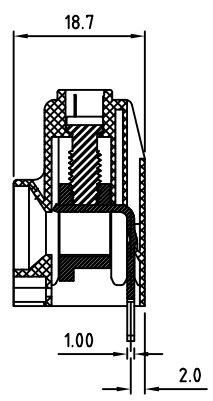
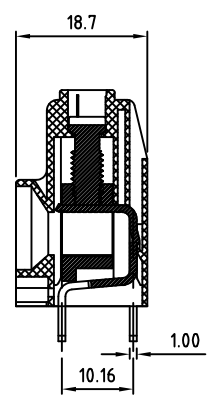
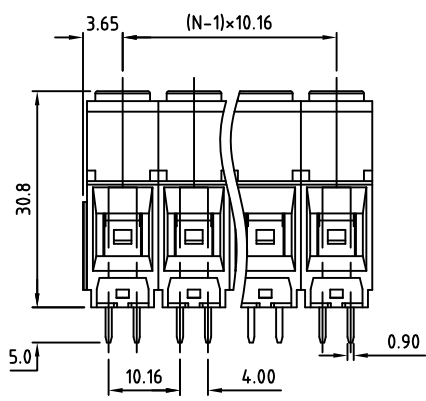


RoHS Compliant

Rev.	ECO#	Date	By
B	0977-1114	11/18/14	AJT



Material:	
Cage Block:	Brass, Ni Plated
Contact Solder Pin:	Brass, Tin Plated
Screw:	See Part Number Configuration
Insulating Body:	Polyamide, UL94V-0
Electrical	
Voltage Rating:	600 VAC
Current rating:	60 AMPS
Withstand Voltage:	1500 VAC, Test time 60 sec
Wire Range:	6-20 AWG
Mechanical	
Torque:	19 Lbs-in. Max
Operating Temperature:	-40°C to +115°C -40°F to +239°F
Soldering Temperature:	260°C, 500°F for 5 seconds
Safety Approval:	US



0- STAGGERED PINS  
 1- PARALLEL PINS 1.5mm FROM BACK  
 2- PARALLEL PINS 4.9mm FROM FRONT

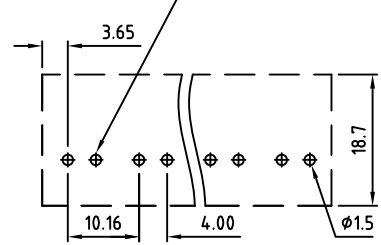
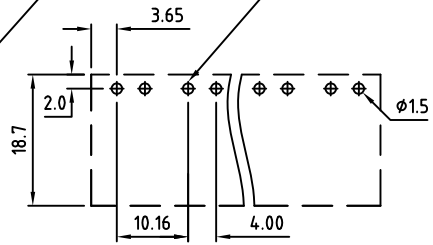
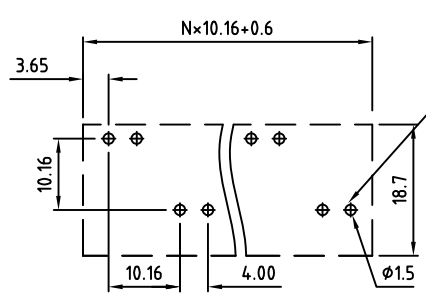
Part Number Configuration.

EB971-XX-XXX

Number of Positions	Color	Srew Options	Pin Alignment
	0-Black 5-Green	0- Slotted "-" Steel, Zinc Plated 2- Phil-slot "+" steel, Zinc Plated 5- Slotted "-" Stainless Steel 7- Posi-Drive "+" Stainless Steel	0- Staggered Pins 1- Parallel Pins 1.5mm from back of block 2- Parallel Pins 4.9mm from front of block

(Other Color Options Available)  
 Please consult Factory

N=Number of Positions



PCB Layout

Max Number of Positions = 12

UNLESS OTHERWISE SPECIFIED BREAK ALL SHARP EDGES AND DEBURR ALL HOLES

TITLE: 10.16mm SPACING, CAGE CLAMP BLOCK

LIMITS: UNLESS OTHERWISE SPECIFIED  
 ONE PLACE ±0.3  
 HUND. ±0.2 FRACT. ±1/64  
 THOU. ±0.05 ANGLE ±1°

SCALE THIS IS A CONFIDENTIAL DRAWING AND MUSTBE TREATED AS SUCH. NO DISTRIBUTION IS ALLOWED WITHOUT WRITTEN APPROVAL BY EB Y ELECTRO INC.



IMPORTANT DISCLAIMER: All information provided on this print is for reference. Always perform your own tests and acquire samples and further information to determine product suitability. While we make effort to provide accurate information, we cannot be responsible for errors either of omission or typographical. EB Y Electro, Inc. assumes no responsibility for the use or suitability of any product. All products and specifications are subject to change without prior written notice.

METRIC LIMITS	DRAWN JM	DATE 11/18/09	SIZE A	DRAWING NUMBER: EB971-XX-XXX	REV. B
	CHECKED	DATE			
	APPROVED	DATE			