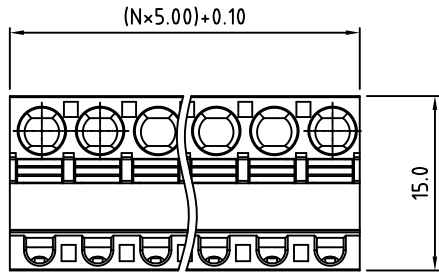
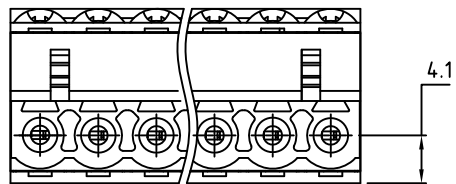
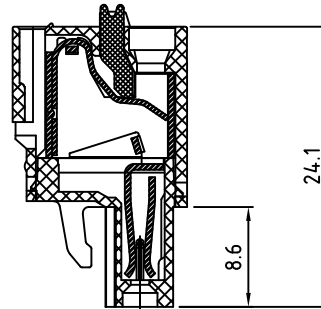
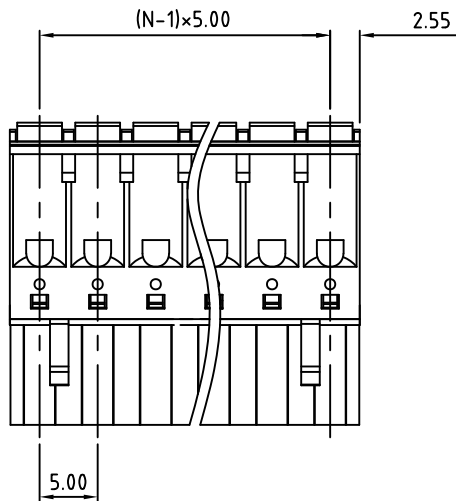


RoHS Compliant

Rev.	ECO#	Date	By
A	0302-0313	03/18/13	AJT



N=Number of Positions



Material:	
Contact Retention Spring:	Stainless Steel
Contact Clip:	PhBz, Tin Plated
Insulating Body:	Polyamide, UL94V-0
Electrical	
Voltage Rating:	300 VAC
Current rating:	10 AMPS
Withstand Voltage:	1500 VAC, Test time 60 sec
Wire Range:	12-26 AWG
Mechanical	
Operating Temperature:	-40°C to +115°C -40°F to +240°F
Safety Approval:	

Part Number Configuration.

EB460A-XX-500

Number of Positions

(Other Color Options Available)
(Please consult Factory)

UNLESS OTHERWISE SPECIFIED BREAK ALL SHARP EDGES AND DEBURR ALL HOLES

TITLE: 5.00mm SPACING, MATING END ON ENTRY SIDE SCREWLESS PLUGGABLE BLOCK

LIMITS: UNLESS OTHERWISE SPECIFIED
HUND. ±.02 FRACT. ±1/64 THOU. ±.005 ANGLE ±1°

SCALE

THIS IS A CONFIDENTIAL DRAWING AND MUST BE TREATED AS SUCH. NO DISTRIBUTION IS ALLOWED WITHOUT WRITTEN APPROVAL BY EBY ELECTRO INC.

EBY Electro Inc.
PLAINVIEW, NY 11803

IMPORTANT DISCLAIMER: All information provided on this print is for reference. Always perform your own tests and acquire samples and further information to determine product suitability. While we make effort to provide accurate information, we cannot be responsible for errors either of omission or typographical. EBY Electro, Inc. assumes no responsibility for the use or suitability of any product. All products and specifications are subject to change without prior written notice.

METRIC LIMITS ONE PLACE ±0.3 TWO PLACES ±0.10 ANGLE ±1°	DRAWN <u>JM</u> DATE <u>11/18/09</u>	SIZE <u>A</u>	DRAWING NUMBER: <u>EB460A-XX-500</u>	REV. <u>A</u>
	CHECKED _____ DATE _____			
	APPROVED _____ DATE _____			