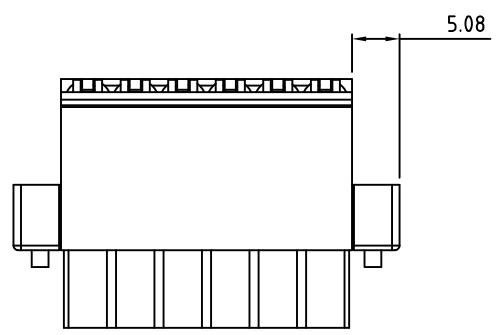
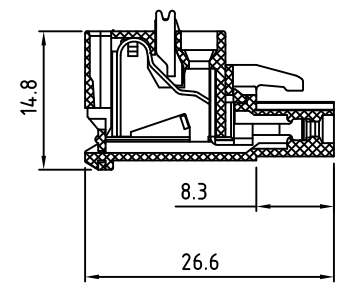
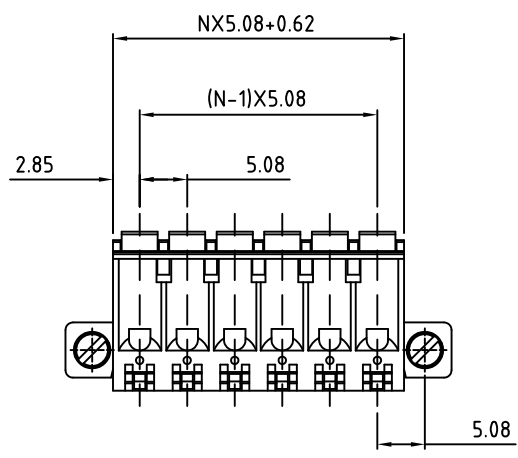
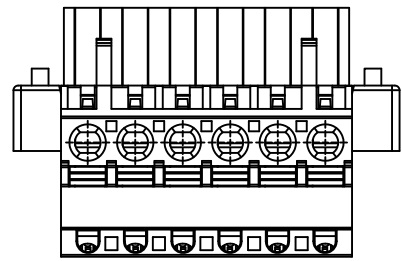


RoHS Compliant

Rev.	ECO#	Date	By
D	0317-0313	03/18/13	AJT



Material:	
Contact Clip:	PhBz, Tin Plated
Wire Retention Spring:	Stainless Steel
Mounting Flange Screw:	M2.5, Steel, Zinc Plated
Insulating Body:	Polyamide, UL94V-0
Electrical	
Voltage Rating:	300 VAC
Current rating:	10 AMPS
Withstand Voltage:	1500 VAC, Test time 60 sec
Wire Range:	12-26 AWG
Mechanical	
Operating Temperature:	-40°C to +105°C -40°F to +221°F
Soldering Temperature:	260°C, 500°F for 5 seconds
Safety Approval:	UL US

Part Number Configuration.

EB456AM-XX-500

Number of Positions: 5
Color: 5-Green

(Other Color Options Available)
Please consult Factory

MAX NUMBER OF POSITIONS = 24

UNLESS OTHERWISE SPECIFIED BREAK ALL SHARP EDGES AND DEBURR ALL HOLES	TITLE: 5.08mm SPACING, SCREWLESS PLUGGABLE BLOCK HOOK ON ENTRY SIDE, WITH MOUNTING FLANGES	
	LIMITS: UNLESS OTHERWISE SPECIFIED HUND.±.02 FRACT.±1/64 THOU.±.005 ANGLE±1°	SCALE: THIS IS A CONFIDENTIAL DRAWING AND MUSTBE TREATED AS SUCH. NO DISTRIBUTION IS ALLOWED WITHOUT WRITTEN APPROVAL BY EB456AM-XX-500
		PLAINVIEW, NY 11803

IMPORTANT DISCLAIMER: All information provided on this print is for reference. Always perform your own tests and acquire samples and further information to determine product suitability. While we make effort to provide accurate information, we cannot be responsible for errors either of omission or typographical. EB456AM-XX-500 Electro, Inc. assumes no responsibility for the use or suitability of any product. All products and specifications are subject to change without prior written notice.

METRIC LIMITS ONE PLACE ±0.3 TWO PLACES ±0.10 ANGLE ±1°	DRAWN JM CHECKED APPROVED	DATE 05/09/08 DATE DATE	SIZE A	DRAWING NUMBER: EB456AM-XX-500	REV. D
--	---------------------------------	-------------------------------	-----------	-----------------------------------	-----------