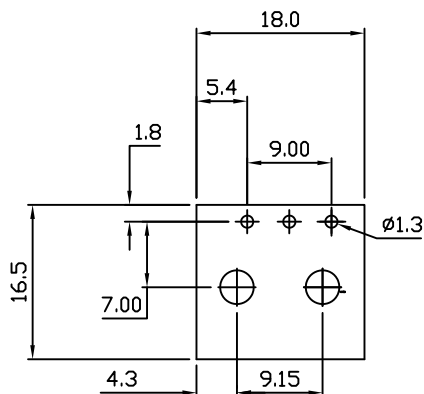
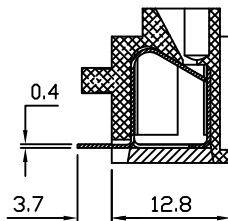
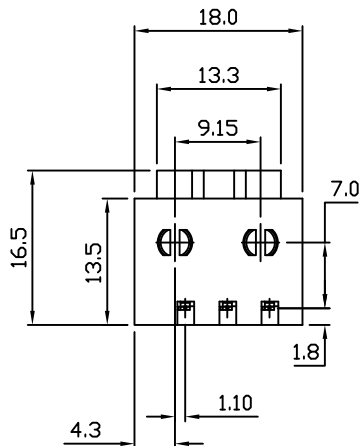
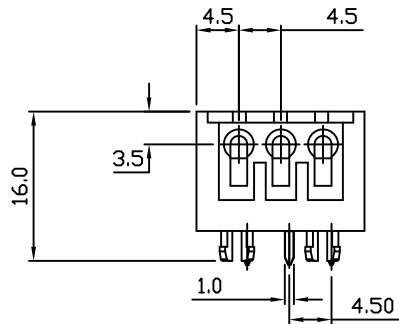


RoHS Compliant

Rev.	ECO#	Date	By
D	0337-0313	03/20/13	AJT



P.C.B LAYOUT

Material:	
Contact Solder Pin:	PhBz, Tin Plated
Insulating Body:	Polyamide, UL94V-0
Electrical	
Voltage Rating:	300 VAC
Current rating:	2 AMPS
Withstand Voltage:	1500 VAC, Test time 60 sec
Wire Range:	18 AWG
Mechanical	
Operating Temperature:	-40°C to +105°C -40°F to +221°F
Soldering Temperature:	260°C, 500°F for 5 seconds
Safety Approval:	US

Part Number Configuration.

EB415C-03-900

Number of Positions: 3
Color Option: 9-White

(Other Color Options Available)
Please consult Factory

UNLESS OTHERWISE SPECIFIED BREAK ALL SHARP EDGES AND DEBURR ALL HOLES	TITLE: 4.50mm SPACING, SCREWLESS BLOCK WITH COVER	
	LIMITS: UNLESS OTHERWISE SPECIFIED HUND.±.02 FRACT.±1/64 THOU.±.005 ANGLE±1°	SCALE THIS IS A CONFIDENTIAL DRAWING AND MUSTBE TREATED AS SUCH. NO DISTRIBUTION IS ALLOWED WITHOUT WRITTEN APPROVAL BY EB4 ELECTRO INC.
		PLAINVIEW, NY 11803

IMPORTANT DISCLAIMER: All information provided on this print is for reference. Always perform your own tests and acquire samples and further information to determine product suitability. While we make effort to provide accurate information, we cannot be responsible for errors either of omission or typographical. EB4 Electro, Inc. assumes no responsibility for the use or suitability of any product. All products and specifications are subject to change without prior written notice.	METRIC LIMITS ONE PLACE ±0.3 TWO PLACES ±0.10 ANGLE ± 1°	DRAWN <u>JM</u> DATE <u>07/24/07</u>	SIZE <u>A</u>	DRAWING NUMBER: <u>EB415C-03-900</u>	REV. <u>D</u>
	CHECKED _____ DATE _____	APPROVED _____ DATE _____			