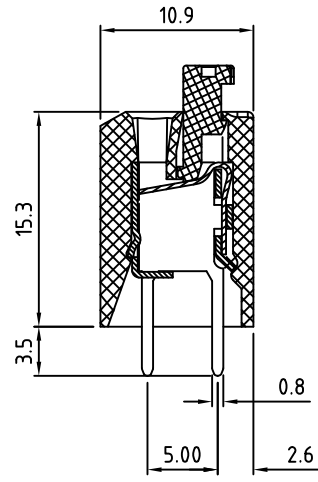
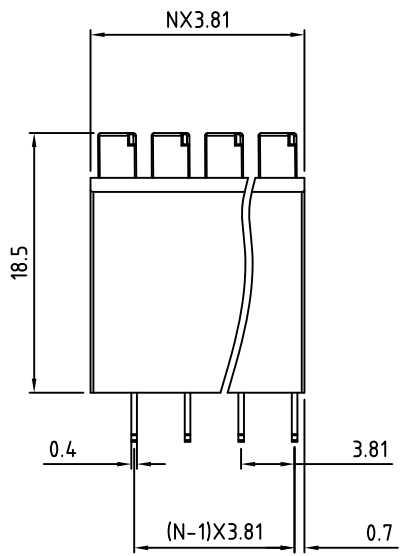
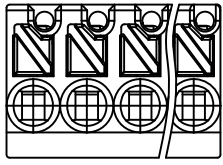


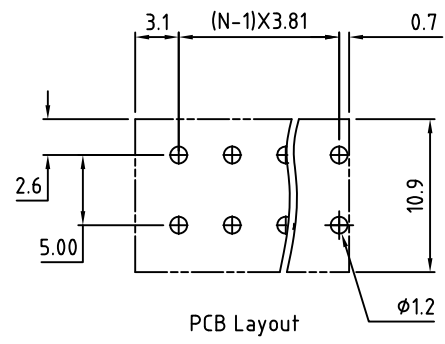
RoHS Compliant

Rev.	ECO#	Date	By
D	0332-0313	03/20/13	AJT



Material:	
Contact Solder Pin:	Brass, Tin Plated
Wire Retention Spring:	Stainless Steel
Insulating Body:	Polyamide, UL94V-0
Electrical	
Voltage Rating:	300 VAC
Current rating:	8 AMPS
Withstand Voltage:	1500 VAC, Test time 60 sec
Wire Range:	16-20 AWG
Mechanical	
Operating Temperature:	-40°C to +105°C -40°F to +221°F
Soldering Temperature:	260°C, 500°F for 5 seconds
Safety Approval:	US

N=Number of Positions



Part Number Configuration.

EB400-XX-800

Number of Positions: XX
Color Option: 8-Grey

(Other Color Options Available)
Please consult Factory

MAX NUMBER OF POSITIONS = 24

UNLESS OTHERWISE SPECIFIED BREAK ALL SHARP EDGES AND DEBURR ALL HOLES

TITLE:
3.81mm SPACING, SCREWLESS BLOCK

LIMITS: UNLESS OTHERWISE SPECIFIED
HUND.±.02 FRACT.±1/64 THOU.±.005 ANGLE±1°

SCALE THIS IS A CONFIDENTIAL DRAWING AND MUSTBE TREATED AS SUCH. NO DISTRIBUTION IS ALLOWED WITHOUT WRITTEN APPROVAL BY EBYP ELECTRO INC.



IMPORTANT DISCLAIMER: All information provided on this print is for reference. Always perform your own tests and acquire samples and further information to determine product suitability. While we make effort to provide accurate information, we cannot be responsible for errors either of omission or typographical. EBYP Electro, Inc. assumes no responsibility for the use or suitability of any product. All products and specifications are subject to change without prior written notice.

METRIC LIMITS ONE PLACE ±0.3 TWO PLACES ±0.10 ANGLE ± 1°	DRAWN <u>JM</u> DATE <u>08/02/07</u>	SIZE <u>A</u>	DRAWING NUMBER: <u>EB400-XX-800</u>	REV. <u>D</u>
	CHECKED _____ DATE _____			
	APPROVED _____ DATE _____			