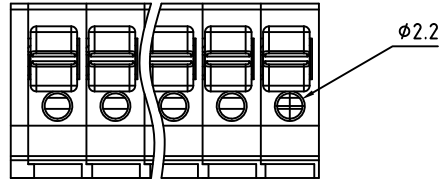
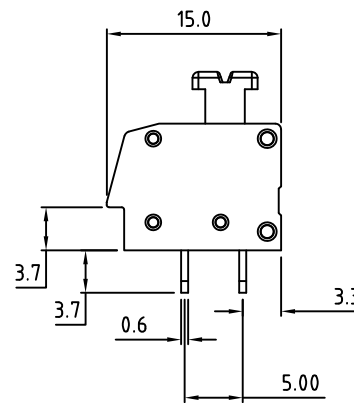
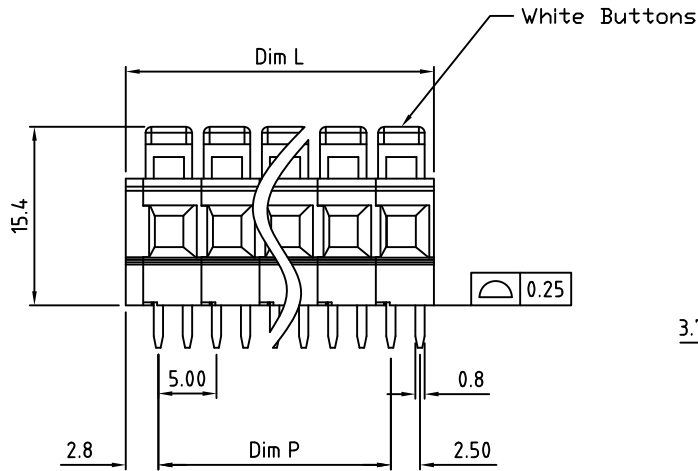


RoHS Compliant

Rev.	ECO#	Date	By
K	1521-0722	07/25/22	MWP



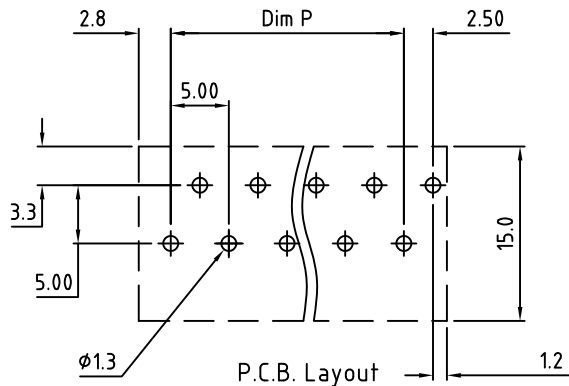
N=Number of Positions



Dim L - (N \times 5.00)+1.5

Dim P - (N-1) \times 5.00

POLES	Dim L	Dim P
2p-6p	± 0.15	± 0.15
7p-12p	± 0.25	± 0.25
13p-18p	± 0.30	± 0.30
19p-24p	± 0.40	± 0.40



Material:	
Contact Block:	Brass, Tin Plated
Wire Retention Spring:	Stainless Steel
Insulating Body:	Polyamide, UL94V-0
Electrical	
Voltage Rating:	300 VAC
Current rating:	11 AMPS
Withstand Voltage:	1500 VAC, Test time 60 sec
Wire Range:	12-20 AWG
Mechanical	
Operating Temperature:	-40°C to +105°C -40°F to +221°F
Soldering Temperature:	260°C, 500°F for 5 seconds
Safety Approval:	US

Part Number Configuration.

EB3520-XX-X00

Number of Positions Color
 0-Black
 8-Grey

(Other Color Options Available)
 Please consult Factory

Max Number of Positions = 24

UNLESS OTHERWISE SPECIFIED BREAK ALL SHARP EDGES AND DEBURR ALL HOLES	TITLE: 5.00mm SPACING, SCREWLESS BLOCK DUAL ROW OF PINS, STAGGERED
LIMITS: UNLESS OTHERWISE SPECIFIED HUND. ± 0.2 FRACT. $\pm 1/64$ THOU. ± 0.05 ANGLE $\pm 1^\circ$	SCALE THIS IS A CONFIDENTIAL DRAWING AND MUST BE TREATED AS SUCH. NO DISTRIBUTION IS ALLOWED WITHOUT WRITTEN APPROVAL BY EB ELECTRO INC.
	PLAINVIEW, NY 11803

IMPORTANT DISCLAIMER: All information provided on this print is for reference. Always perform your own tests and acquire samples and further information to determine product suitability. While we make effort to provide accurate information, we cannot be responsible for errors either of omission or typographical. EB Electro, Inc. assumes no responsibility for the use or suitability of any product. All products and specifications are subject to change without prior written notice.

METRIC LIMITS ONE PLACE ± 0.3 TWO PLACES ± 0.10 ANGLE $\pm 1^\circ$	DRAWN JM CHECKED _____ APPROVED _____	DATE 07/26/07 DATE _____ DATE _____	SIZE A	DRAWING NUMBER: EB3520-XX-X00	REV. K
--	---	---	--------	----------------------------------	-----------