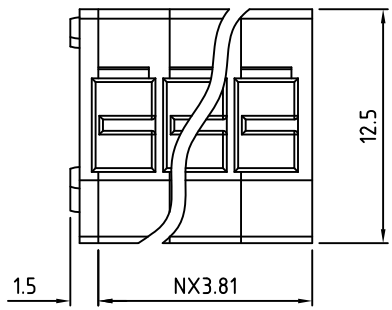
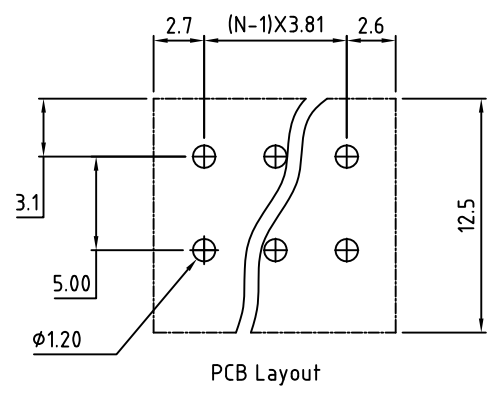
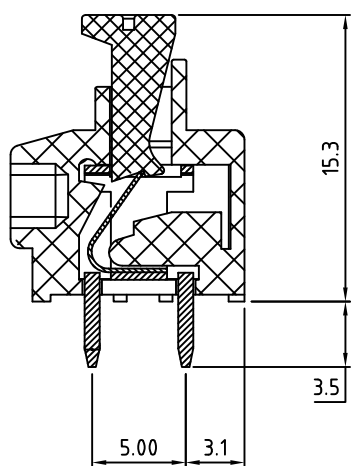
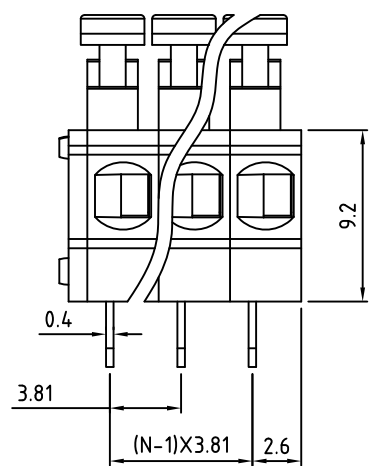


RoHS Compliant

Rev.	ECO#	Date	By
D	0331-0313	03/20/13	AJT



N=Number of Positions



PCB Layout

Material:	
Contact Solder Pin:	Brass, Tin Plated
Wire Retention Spring:	Stainless Steel
Insulating Body:	Polyamide, UL94V-0
Electrical	
Voltage Rating:	300 VAC
Current rating:	10 AMPS
Withstand Voltage:	1500 VAC, Test time 60 sec
Wire Range:	16-20 AWG
Mechanical	
Operating Temperature:	-40°C to +105°C -40°F to +221°F
Soldering Temperature:	260°C, 500°F for 5 seconds max.
Safety Approval:	US

Part Number Configuration.

EB3500-XX-800

Number of Positions: 8
Color: 8-Grey

(Other Color Options Available)
Please consult Factory

MAX NUMBER OF POSITIONS = 24

UNLESS OTHERWISE SPECIFIED BREAK ALL SHARP EDGES AND DEBURR ALL HOLES	TITLE:		Electro Inc. PLAINVIEW, NY 11803
	3.81mm SPACING, SCREWLESS BLOCK		
LIMITS: UNLESS OTHERWISE SPECIFIED HUND.±.02 FRACT.±1/64 THOU.±.005 ANGLE±1°	SCALE	THIS IS A CONFIDENTIAL DRAWING AND MUSTBE TREATED AS SUCH. NO DISTRIBUTION IS ALLOWED WITHOUT WRITTEN APPROVAL BY EBY ELECTRO INC.	

IMPORTANT DISCLAIMER: All information provided on this print is for reference. Always perform your own tests and acquire samples and further information to determine product suitability. While we make effort to provide accurate information, we cannot be responsible for errors either of omission or typographical. EBY Electro, Inc. assumes no responsibility for the use or suitability of any product. All products and specifications are subject to change without prior written notice.	METRIC LIMITS ONE PLACE ±0.3 TWO PLACES ±0.10 ANGLE ± 1°	DRAWN <u>JM</u>	DATE <u>4/22/08</u>	SIZE <u>A</u>	DRAWING NUMBER:	REV.
		CHECKED _____	DATE _____		EB3500-XX-800	D
		APPROVED _____	DATE _____			