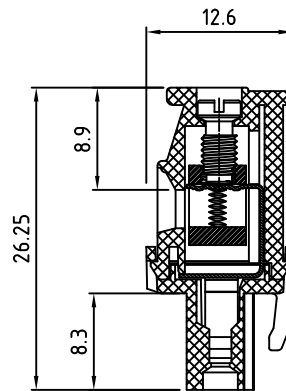
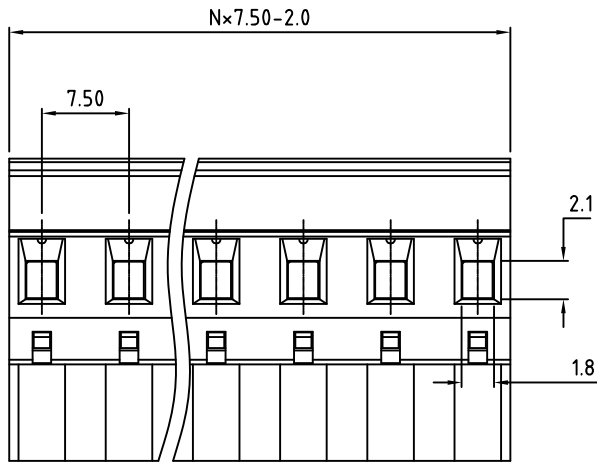
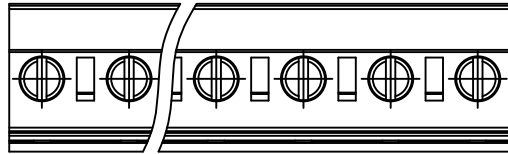


RoHS Compliant

Rev.	ECO#	Date	By
D	0589-0513	05/16/13	AJT



Material:	
Contact Block:	Brass, Ni Plated
Wire Guard:	PhBz, Tin Plated
Screw:	M3, Steel, Zinc Plated, "-" slotted
Insulating Body:	Polyamide, UL94V-0
Electrical	
Voltage Rating:	300 VAC
Current rating:	15 AMPS
Withstand Voltage:	1500 VAC, Test time 60 sec
Wire Range:	12-24 AWG
Mechanical	
Torque:	3.5 lbs-in. Max
Operating Temperature:	-40°C to +105°C -40°F to +221°F
Safety Approval:	UL US

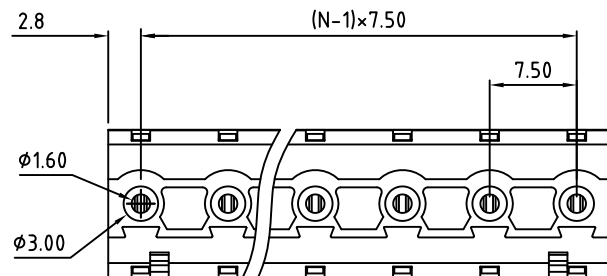
N=Number of Positions

Part Number Configuration.

EB1755B-XX-500

Number of Positions: 5
Color: 5-Green

(Other Color Options Available)
Please consult Factory



Max Number of Positions = 16

UNLESS OTHERWISE SPECIFIED BREAK ALL SHARP EDGES AND DEBURR ALL HOLES	TITLE:	7.50mm SPACING, PLUGGABLE BLOCK HOOK AND BACK SIDE	
	LIMITS: UNLESS OTHERWISE SPECIFIED HUND. ±.02 FRACT. ±1/64 THOU. ±.005 ANGLE ±1°	SCALE	THIS IS A CONFIDENTIAL DRAWING AND MUST BE TREATED AS SUCH. NO DISTRIBUTION IS ALLOWED WITHOUT WRITTEN APPROVAL BY EB ELECTRO INC.
		PLAINVIEW, NY 11803	

IMPORTANT DISCLAIMER: All information provided on this print is for reference. Always perform your own tests and acquire samples and further information to determine product suitability. While we make effort to provide accurate information, we cannot be responsible for errors either of omission or typographical. EB Electro, Inc. assumes no responsibility for the use or suitability of any product. All products and specifications are subject to change without prior written notice.

METRIC LIMITS ONE PLACE ±0.3 TWO PLACES ±0.10 ANGLE ±1°	DRAWN _____ MWP _____ CHECKED _____ DATE 02/16/06 APPROVED _____ DATE _____	SIZE A	DRAWING NUMBER: EB1755B-XX-500	REV. D
--	---	-----------	-----------------------------------	-----------