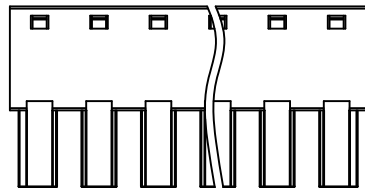
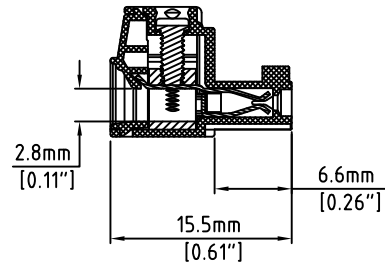
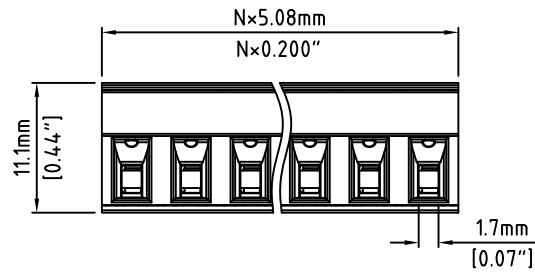


N=Number of Positions



| Material: | |
|------------------------|-------------------------------------|
| Contact Block: | Brass, (CuZn) |
| Contact Solder Pin: | PhBz (CuSn) |
| Screw: | M2, Steel, Zinc Plated, "-" slotted |
| Insulating Body: | Polyamide, UL94V-0, Green |
| Electrical | |
| Voltage Rating: | 300 VAC |
| Current rating: | 10 AMPS |
| Withstand Voltage: | 1500 VAC, Test time 60 sec |
| Wire Range: | 14-30 AWG |
| Mechanical | |
| Torque: | 2.0 lbs-in. Max |
| Operating Temperature: | -40°C to +105°C -40°F to +221°F |
| Safety Approval: | UL US |

Part Number Configuration.

EB1548A-XX-500

Number of Positions: 5
Color: 5-Green

(Other Color Options Available)
Please consult Factory

Max Number of Positions = 24

UNLESS OTHERWISE SPECIFIED BREAK ALL SHARP EDGES AND DEBURR ALL HOLES
TITLE: 5.08mm SPACING, PLUGGABLE BLOCK CONTACT ON DOWN SIDE

LIMITS: UNLESS OTHERWISE SPECIFIED
HUND.±.02 FRACT.±1/64 THOU.±.005 ANGLE±1°
SCALE THIS IS A CONFIDENTIAL DRAWING AND MUSTBE TREATED AS SUCH. NO DISTRIBUTION IS ALLOWED WITHOUT WRITTEN APPROVAL BY EBYP ELECTRO INC.
EBYP Electro Inc. PLAINVIEW, NY 11803

IMPORTANT DISCLAIMER: All information provided on this print is for reference. Always perform your own tests and acquire samples and further information to determine product suitability. While we make effort to provide accurate information, we cannot be responsible for errors either of omission or typographical. EBYP Electro, Inc. assumes no responsibility for the use or suitability of any product. All products and specifications are subject to change without prior written notice.

METRIC LIMITS ONE PLACE ±0.3 TWO PLACES ±0.10 ANGLE ± 1°
DRAWN JM DATE 11/06/08
CHECKED DATE
APPROVED DATE
SIZE A DRAWING NUMBER: EB1548A-XX-500 REV.