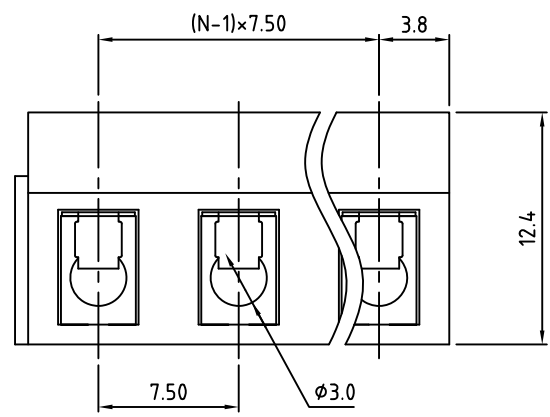
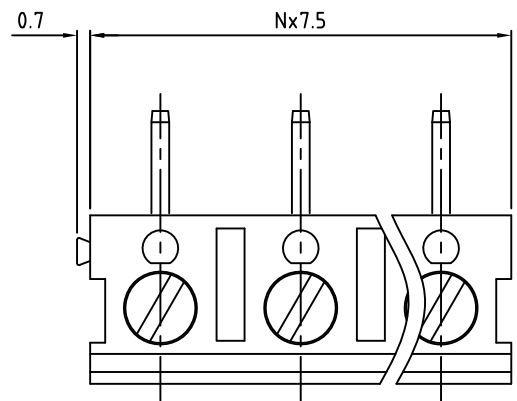
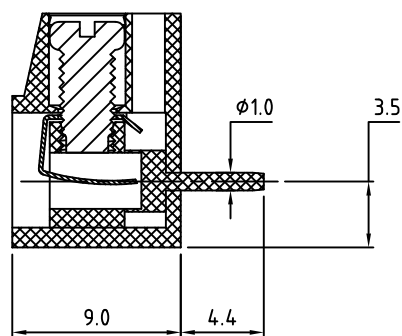


RoHS Compliant

Rev.	ECO#	Date	By
E	0277-0313	03/14/13	AJT



N=Number of Positions



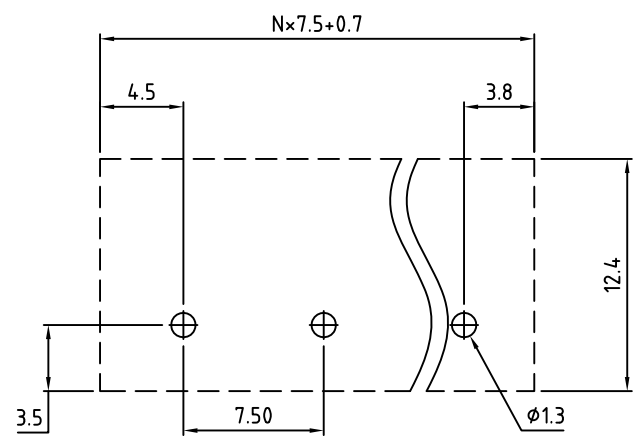
Material:	
Contact Solder Pin:	Brass, Tin Plated
Wire Guard:	Stainless Steel
Screw:	M3, Steel, Zinc Plated, "-" slotted
Insulating Body:	Polyamide, UL94V-0
Electrical	
Voltage Rating:	300 VAC
Current rating:	15 AMPS
Withstand Voltage:	1500 VAC, Test time 60 sec
Wire Range:	14-22 AWG
Mechanical	
Torque:	3.5 Lbs-in. Max
Operating Temperature:	-40°C to +115°C -40°F to +239°F
Soldering Temperature:	260°C, 500°F for 5 seconds
Safety Approval:	UL US

Part Number Configuration.

EB115-XXDS-600  
 Number of Positions: X  
 Color: 6-Blue

(Other Color Options Available)  
 Please consult Factory

Max Number of Positions = 16



P.C.B. Layout

UNLESS OTHERWISE SPECIFIED BREAK ALL SHARP EDGES AND DEBURR ALL HOLES  
 TITLE: 7.50mm SPACING, WIRE GUARD BLOCK

LIMITS: UNLESS OTHERWISE SPECIFIED HUND.±.02 FRACT.±1/64 THOU.±.005 ANGLE±1°	SCALE	THIS IS A CONFIDENTIAL DRAWING AND MUSTBE TREATED AS SUCH. NO DISTRIBUTION IS ALLOWED WITHOUT WRITTEN APPROVAL BY EBYS ELECTRO INC.	<b>EBY</b> Electro Inc. PLAINVIEW, NY 11803
---	-------	---	--

IMPORTANT DISCLAIMER: All information provided on this print is for reference. Always perform your own tests and acquire samples and further information to determine product suitability. While we make effort to provide accurate information, we cannot be responsible for errors either of omission or typographical. EBYS Electro, Inc. assumes no responsibility for the use or suitability of any product. All products and specifications are subject to change without prior written notice.	METRIC LIMITS ONE PLACE ±0.3 TWO PLACES ±0.10 ANGLE ± 1°	DRAWN MWP CHECKED APPROVED	DATE 11/06/02 DATE DATE	SIZE A	DRAWING NUMBER: EB115-XXDS-600	REV. E
---	---	----------------------------------	-------------------------------	-----------	-----------------------------------	-----------