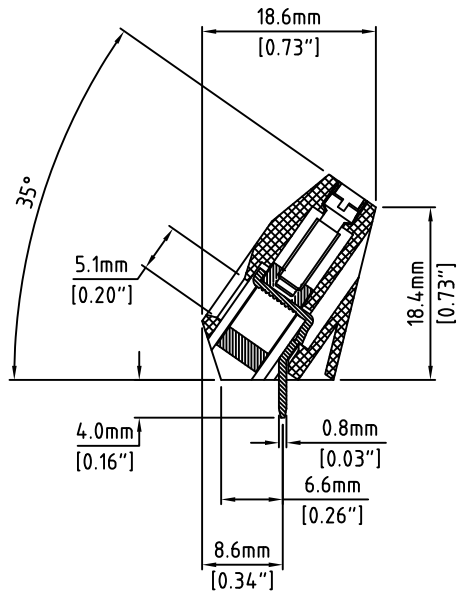
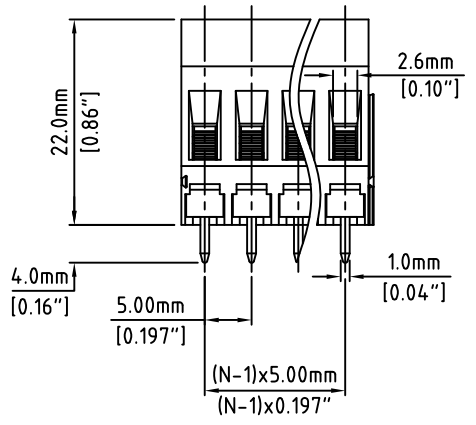
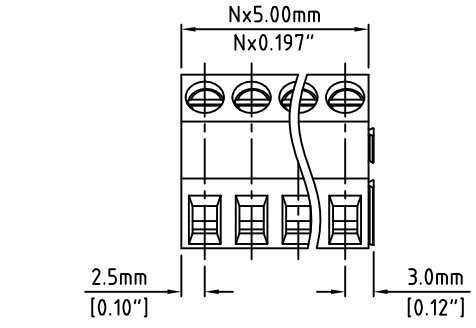


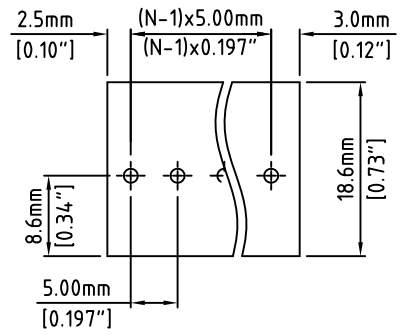
RoHS Compliant

Rev.	Description/Eco	Date	By
------	-----------------	------	----



Material:	
Contact Block:	Brass, Ni Plated
Contact Solder Pin:	Brass, Tin Plated
Screw:	M3.0, Steel, Zinc Plated, "-" slotted
Insulating Body:	Polyamide, UL94V-0, for Color see P/N Config.
Electrical	
Voltage Rating:	300 VAC
Current rating:	10 AMPS
Withstand Voltage:	1500 VAC, Test time 60 sec
Wire Range:	12-24 AWG
Mechanical	
Torque:	3.5 lbs-in. Max
Operating Temperature:	-40°C to +115°C -40°F to +239°F
Soldering Temperature:	260°C, 500°F for 5 seconds
Safety Approval:	

N=Number of Positions



P.C.B. Layout

Part Number Configuration.

EB1090-XX-X00

Number of Positions: 6-Blue, 8-Grey  
Color Option

(Other Color Options Available)  
(Please consult Factory)

Max Number of Positions = 24

UNLESS OTHERWISE SPECIFIED BREAK ALL SHARP EDGES AND DEBURR ALL HOLES	TITLE: 5.00mm SPACING, CAGE CLAMP BLOCK	
	LIMITS: UNLESS OTHERWISE SPECIFIED HUND.±.02 FRACT.±1/64 THOU.±.005 ANGLE±1°	SCALE: THIS IS A CONFIDENTIAL DRAWING AND MUSTBE TREATED AS SUCH. NO DISTRIBUTION IS ALLOWED WITHOUT WRITTEN APPROVAL BY EBYP ELECTRO INC.
DRAWN: MWP DATE: 08/09/10		 PLAINVIEW, NY 11803
CHECKED: _____ DATE: _____ APPROVED: _____ DATE: _____		

IMPORTANT DISCLAIMER: All information provided on this print is for reference. Always perform your own tests and acquire samples and further information to determine product suitability. While we make effort to provide accurate information, we cannot be responsible for errors either of omission or typographical. EBYP Electro, Inc. assumes no responsibility for the use or suitability of any product. All products and specifications are subject to change without prior written notice.

METRIC LIMITS ONE PLACE ±0.3 TWO PLACES ±0.10 ANGLE ±1°	DRAWING NUMBER: EB1090-XX-X00	REV.
--	----------------------------------	------