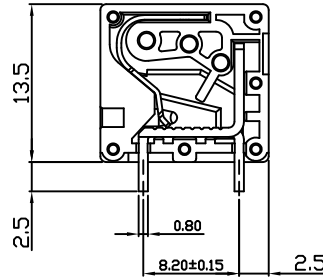
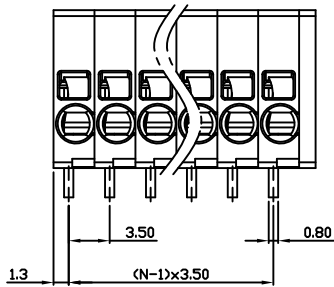


Poles	Tolerance
1p-6p	±0.10
7p-12p	±0.20
13p-18p	±0.30
19p-24p	±0.40

Material:	
Contact Solder Pin:	Brass, Tin Plated
Wire Retention Spring:	Stainless Steel
Insulating Body:	Polyamide, UL94V-0
Electrical	
Voltage Rating:	300 VAC
Current rating:	10 AMPS
Withstand Voltage:	1500 VAC, Test time 60 sec
Wire Range:	16-24 AWG
Mechanical	
Operating Temperature:	-40°C to +115°C -40°F to +239°F
Soldering Temperature:	260°C, 500°F for 5 seconds
Safety Approval:	CE US



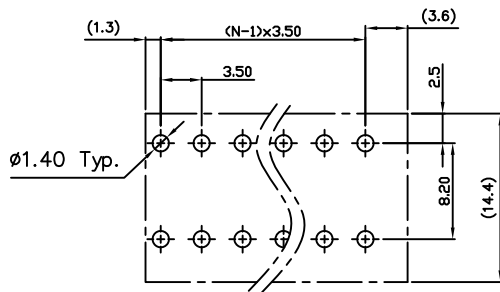
N=Number of Positions

Part Number Configuration.

EB1088-XX-X00

Number of Positions

- Color Option:
- 0-Black
 - 2-Red
 - 3-Orange
 - 4-Yellow
 - 5-Green
 - 6-Blue
 - 8-Gray
 - 9-White



P.C.B. Layout

Max Number of Positions = 24

UNLESS OTHERWISE SPECIFIED BREAK ALL SHARP EDGES AND DEBURR ALL HOLES

TITLE: 3.50mm SPACING, SCREWLESS BLOCK HORIZONTAL ALIGNMENT

LIMITS: UNLESS OTHERWISE SPECIFIED HUND. ± 0.2 FRACT. ± 1/64 THOU. ± 0.05 ANGLE ± 1°	SCALE	THIS IS A CONFIDENTIAL DRAWING AND MUST BE TREATED AS SUCH. NO DISTRIBUTION IS ALLOWED WITHOUT WRITTEN APPROVAL BY EB Y ELECTRO INC.	Electro Inc. PLAINVIEW, NY 11803
--	-------	--	-------------------------------------

IMPORTANT DISCLAIMER: All information provided on this print is for reference. Always perform your own tests and acquire samples and further information to determine product suitability. While we make effort to provide accurate information, we cannot be responsible for errors either of omission or typographical. EB Y Electro, Inc. assumes no responsibility for the use or suitability of any product. All products and specifications are subject to change without prior written notice.

METRIC LIMITS ONE PLACE ± 0.3 TWO PLACES ± 0.10 ANGLE ± 1°	DRAWN <u>AJT</u> DATE <u>08/03/16</u>	SIZE <u>A</u>	DRAWING NUMBER: <u>EB1088-XX-X00</u>	REV. <u> </u>
	CHECKED <u> </u> DATE <u> </u>			
	APPROVED <u> </u> DATE <u> </u>			