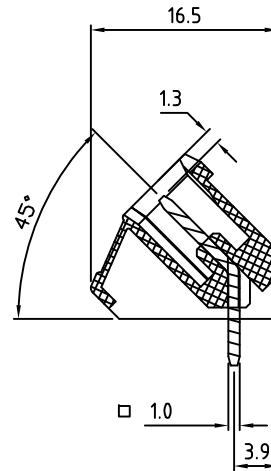
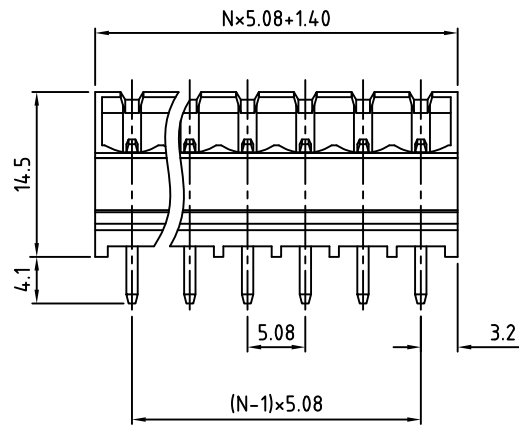
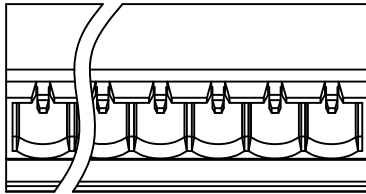


RoHS Compliant

Rev.	ECO#	Date	By
D	0477-0413	04/24/13	AJT



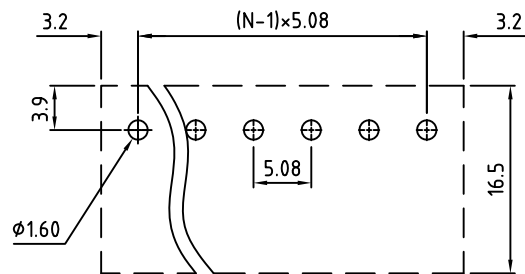
Material:	
Contact Solder Pin:	Copper, Tin Plated
Insulating Body:	Polyamide, UL94V-0
Electrical	
Voltage Rating:	300 VAC
Current rating:	20 AMPS
Withstand Voltage:	1500 VAC, Test time 60 seconds
Mechanical	
Operating Temperature:	-40°C to +115°C -40°F to +239°F
Soldering Temperature:	260°C, 500°F for 5 seconds max.
Safety Approval:	UL US

Part Number Configuration.

AC1508-XX-500

Number of Positions: XX
Color Option: 5-Green

(Other Color Options Available)
Please consult Factory



P.C.B. Layout

N=Number of Positions

Max Number of Positions = 24

UNLESS OTHERWISE SPECIFIED BREAK ALL SHARP EDGES AND DEBURR ALL HOLES

TITLE: 5.08mm SPACING, PLUGGABLE HEADER ANGLED CLOSED

LIMITS: UNLESS OTHERWISE SPECIFIED HUND. ±0.02 FRACT. ±1/64 THOU. ±0.005 ANGLE ±1°	SCALE	THIS IS A CONFIDENTIAL DRAWING AND MUST BE TREATED AS SUCH. NO DISTRIBUTION IS ALLOWED WITHOUT WRITTEN APPROVAL BY EBYS ELECTRO INC.	Electro Inc. PLAINVIEW, NY 11803
--	-------	--	-------------------------------------

IMPORTANT DISCLAIMER: All information provided on this print is for reference. Always perform your own tests and acquire samples and further information to determine product suitability. While we make effort to provide accurate information, we cannot be responsible for errors either of omission or typographical. EBYS Electro, Inc. assumes no responsibility for the use or suitability of any product. All products and specifications are subject to change without prior written notice.

METRIC LIMITS ONE PLACE ±0.3 TWO PLACES ±0.10 ANGLE ±1°	DRAWN JM CHECKED APPROVED	DATE 09/27/07 DATE DATE	SIZE A	DRAWING NUMBER: AC1508-XX-500	REV. D
--	---------------------------------	-------------------------------	-----------	----------------------------------	-----------