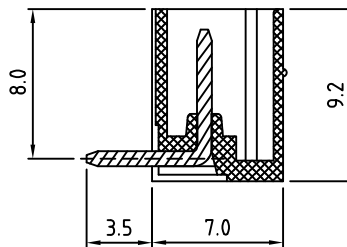
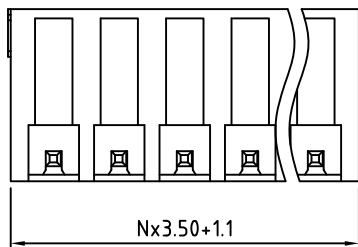


N=Number of Positions



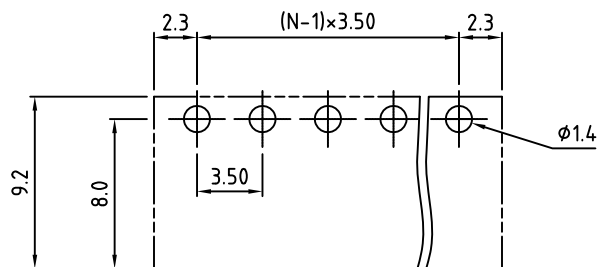
| | |
|------------------------|------------------------------------|
| Material: | |
| Contact Solder Pin: | Copper, Tin Plated |
| Insulating Body: | Polyamide, UL94V-0 |
| Electrical | |
| Voltage Rating: | 300 VAC |
| Current rating: | 10 AMPS |
| Withstand Voltage: | 1500 VAC, Test time 60 seconds |
| Mechanical | |
| Operating Temperature: | -40°C to +105°C -40°F to +221°F |
| Soldering Temperature: | 260°C, 500°F for 5 seconds max. |
| Safety Approval: | UL US |

Part Number Configuration.

HC1350-XX-X00

Number of Positions: XX
Color: X00
0-Black
6-Blue

(Other Color Options Available)
Please consult Factory



P.C.B. Layout

Max Number of Positions = 24

| | | | |
|---|--|--|---|
| UNLESS OTHERWISE SPECIFIED BREAK ALL SHARP EDGES AND DEBURR ALL HOLES | TITLE: | 3.50mm SPACING, PLUGGABLE HEADER HORIZONTAL CLOSED | |
| | LIMITS: UNLESS OTHERWISE SPECIFIED HUND.±.02 FRACT.±1/64 THOU.±.005 ANGLE±1° | SCALE | THIS IS A CONFIDENTIAL DRAWING AND MUSTBE TREATED AS SUCH. NO DISTRIBUTION IS ALLOWED WITHOUT WRITTEN APPROVAL BY EBYP ELECTRO INC. |
| DRAWN MWP DATE 11/13/02 | | SIZE A | DRAWING NUMBER: HC1350-XX-X00 |
| CHECKED DATE | | | REV. F |
| APPROVED DATE | | | |



IMPORTANT DISCLAIMER: All information provided on this print is for reference. Always perform your own tests and acquire samples and further information to determine product suitability. While we make effort to provide accurate information, we cannot be responsible for errors either of omission or typographical. EBYP Electro, Inc. assumes no responsibility for the use or suitability of any product. All products and specifications are subject to change without prior written notice.

METRIC LIMITS
ONE PLACE ±0.3
TWO PLACES ±0.10
ANGLE ±1°