



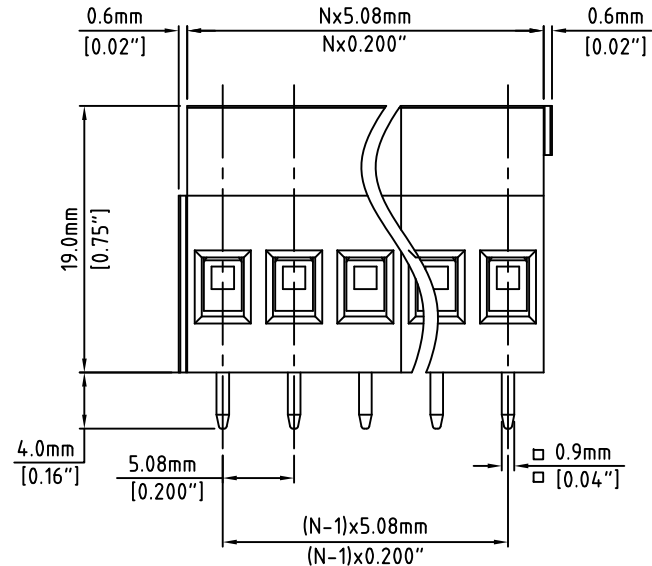
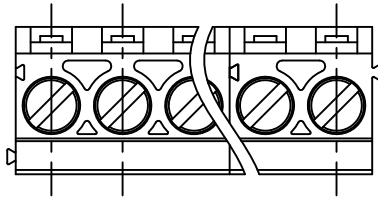
RoHS Compliant

Rev.

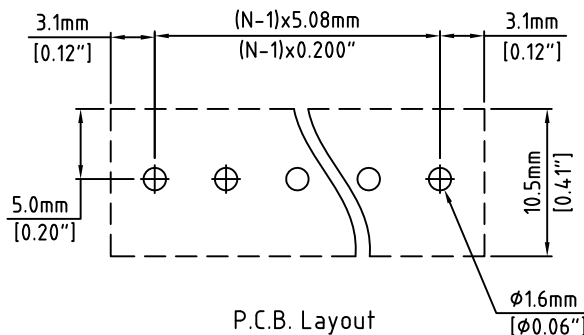
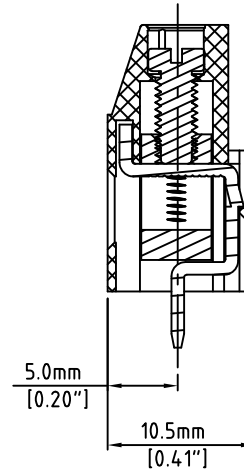
Description/Eco

Date

By



N=Number of Positions



P.C.B. Layout

Material:	
Contact Block:	Brass, Ni Plated
Contact Solder Pin:	Brass, Tin Plated
Screw:	M3, Steel, Zinc Plated, "-" slotted
Insulating Body:	Polyamide, UL94V-0, Green
Electrical	
Voltage Rating:	300 VAC
Current rating:	20 AMPS
Withstand Voltage:	1500 VAC, Test time 60 sec
Wire Range:	12-30 AWG
Mechanical	
Torque:	3.5 lbs-in. Max
Operating Temperature:	-40°C to +115°C -40°F to +239°F
Soldering Temperature:	260°C, 500°F for 5 seconds
Safety Approval:	US

Part Number Configuration.

EB780-XX-500

Number of Positions Color Option
5 5-Green(Other Color Options Available)
(Please consult Factory)

Max Number of Positions = 24

UNLESS OTHERWISE
SPECIFIED BREAK ALL
SHARP EDGES AND
DEBURR ALL HOLES

TITLE: 5.08mm SPACING, CAGE CLAMP BLOCK

LIMITS: UNLESS
OTHERWISE SPECIFIED
HUND.±.02 FRACT.±1/64
THOU.±.005 ANGLE±1°

SCALE

THIS IS A CONFIDENTIAL DRAWING AND
MUSTBE TREATED AS SUCH. NO
DISTRIBUTION IS ALLOWED WITHOUT
WRITTEN APPROVAL BY EBY ELECTRO INC.
PLAINVIEW, NY 11803

IMPORTANT DISCLAIMER: All information provided on this print is for reference. Always perform your own tests and acquire samples and further information to determine product suitability. While we make effort to provide accurate information, we cannot be responsible for errors either of omission or typographical. EBY Electro, Inc. assumes no responsibility for the use or suitability of any product. All products and specifications are subject to change without prior written notice.

METRIC LIMITS
ONE PLACE ±0.3
TWO PLACES ±0.10
ANGLE ±1°DRAWN _____ MWP
CHECKED _____
APPROVED _____DATE 03/31/05
DATE _____
DATE _____SIZE
ADRAWING NUMBER:
EB780-XX-500

REV.