



ERGONOMIC NO TOOLS — FINGER-FRIENDLY! ECONOMIC



Depressed lever indicates positive wire termination





Push-To-Connect

Solid wire – Insert and poke wire into opening without the need to depress the lever

Stranded wire – Depress lever with finger (or use screwdriver slot on lever) and insert wire.

Depress lever to remove wire.

WI-FI CONTROLLERS · THERMOSTATS · POOL & SPA CONTROLS · KEYPADS · SENSORS & DETECTORS · ALARMS




Simply poke solid wire to terminate

EB4862

Easy Field Wiring
Ergonomically Designed
Color Coding Prevents Miswiring

- Finger-friendly lever — needs only a fraction of the force of other 'push-button' terminal blocks
- Comfortable lever is easy to depress and features tool slot
- Insert solid AWG **without** depressing lever for quick and easy field wiring
- Low wire insertion force
- Wire entry on 37° angle. Wire entry and lever on the same plane, allowing clear view of wire entry and lever, for ease of wiring.
- Wide electrical and mechanical range: .300" (7.62mm) centerline, 300V, 8A and 14-22 AWG
- Tool-free wiring



Modular design allows for individual color coding to facilitate field wiring and prevent errors.

RoHS + COMPLIANT

CONTACT US FOR SAMPLES

Corporate Headquarters USA
EBY Electro, Inc.
210 Express Street
Plainview, NY 11803-2423 USA



The Connection Experts Since 1945

www.EBYelectro.com

Call Us — 9AM to 5PM EST
Tel: (516) 576-7777
Fax: (516) 576-1414
Email: info@EBYelectro.com