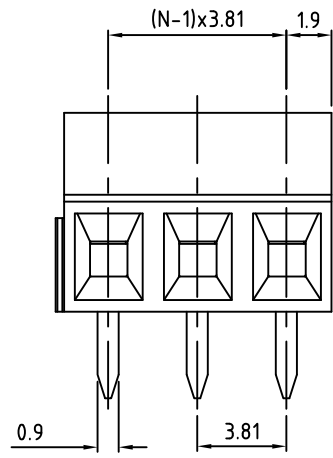
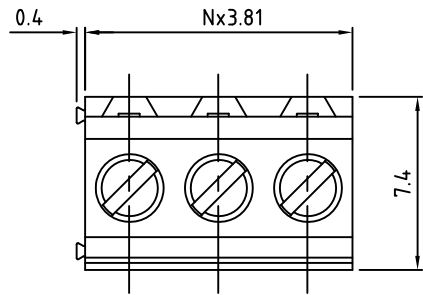
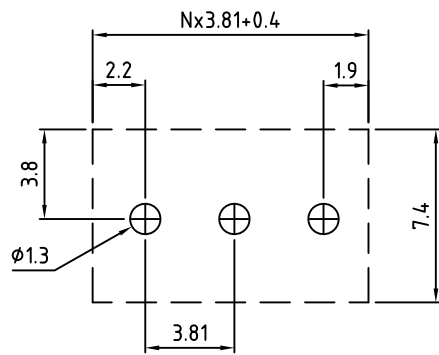


RoHS Compliant

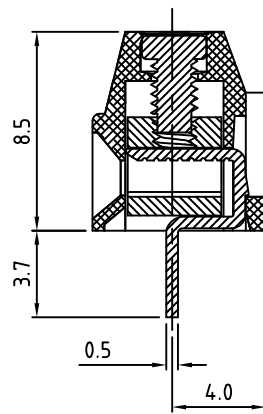
Rev.	ECO#	Date	By
D	0103-0811	08/19/11	JM



N=Number of Positions



P.C.B. Layout



Material:	
Contact Block:	Brass, Ni Plated
Contact Solder Pin:	Brass, Tin Plated
Screw:	M2, Steel, Zinc Plated, "-" slotted
Insulating Body:	Polyamide, UL94V-0
Electrical	
Voltage Rating:	300 VAC
Current rating:	10 AMPS
Withstand Voltage:	1500 VAC, Test time 60 sec
Wire Range:	16-24 AWG
Mechanical	
Torque:	1.7 lbs-in. Max
Operating Temperature:	-40°C to +115°C -40°F to +239°F
Safety Approval:	US

Part Number Configuration.

EB1256-XX-500

Number of Positions: XX
Color: 5-Green

(Other Color Options Available)
(Please consult Factory)

Max Number of Positions = 24

UNLESS OTHERWISE SPECIFIED BREAK ALL SHARP EDGES AND DEBURR ALL HOLES
TITLE: 3.81mm SPACING, CAGE CLAMP BLOCK

LIMITS: UNLESS OTHERWISE SPECIFIED HUND.±.02 FRACT.±1/64 THOU.±.005 ANGLE±1°	SCALE	THIS IS A CONFIDENTIAL DRAWING AND MUSTBE TREATED AS SUCH. NO DISTRIBUTION IS ALLOWED WITHOUT WRITTEN APPROVAL BY EBYS ELECTRO INC.	Electro Inc. PLAINVIEW, NY 11803
--	-------	---	-------------------------------------

IMPORTANT DISCLAIMER: All information provided on this print is for reference. Always perform your own tests and acquire samples and further information to determine product suitability. While we make effort to provide accurate information, we cannot be responsible for errors either of omission or typographical. EBYS Electro, Inc. assumes no responsibility for the use or suitability of any product. All products and specifications are subject to change without prior written notice.	METRIC LIMITS ONE PLACE ±0.3 TWO PLACES ±0.10 ANGLE ± 1°	DRAWN JM CHECKED APPROVED	DATE 09/17/08 DATE DATE	SIZE A	DRAWING NUMBER: EB1256-XX-500	REV. D
---	---	---------------------------------	-------------------------------	-----------	----------------------------------	-----------