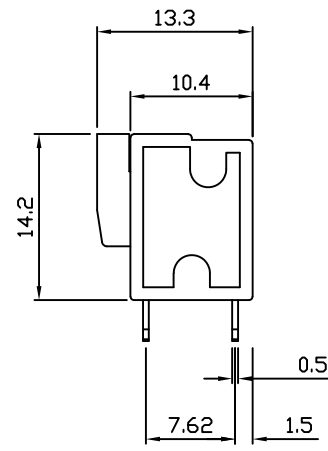
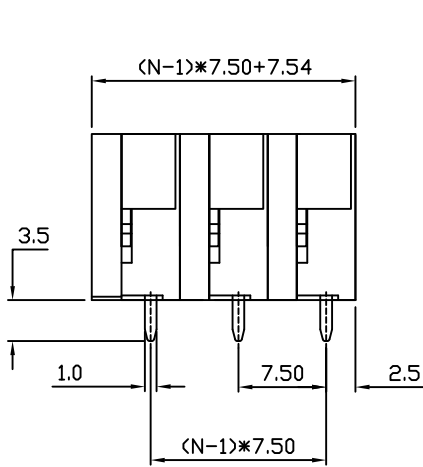
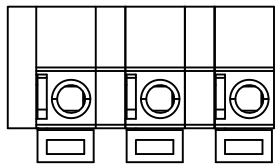


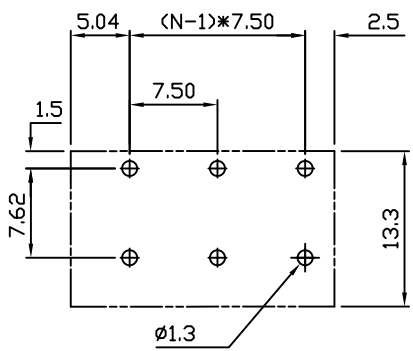
Pb RoHS Compliant

Rev.	ECO#	Date	By
E	1300-0319	03/06/19	MWP



Material	
Contact Solder Pin:	Brass, Tin Plated
Wire Retention Spring:	Stainless Steel
Insulating Body:	Polyamide, UL94V-0
Electrical	
Voltage Rating:	300 VAC
Current rating:	10 AMPS
Withstand Voltage:	1500 VAC, Test time 60 sec
Wire Range:	14-24 AWG
Mechanical	
Operating Temperature:	-40°C to +105°C -40°F to +221°F
Soldering Temperature:	260°C, 500°F for 5 seconds
Safety Approval:	CSUR

N=Number of Positions



PCB Layout

Part Number Configuration.

EB1082-XX-502

Number of Positions      Color Option  
5                                      5-Green

(Other Color Options Available)  
(Please consult Factory)

MAX NUMBER OF POSITIONS = 16

UNLESS OTHERWISE SPECIFIED BREAK ALL SHARP EDGES AND DEBURR ALL HOLES	TITLE:	7.50mm SPACING, SCREWLESS BLOCK	
	LIMITS: UNLESS OTHERWISE SPECIFIED HUND.±0.2      FRACT.±1/64 THOU.±0.05      ANGLE±1°	SCALE	THIS IS A CONFIDENTIAL DRAWING AND MUSTBE TREATED AS SUCH. NO DISTRIBUTION IS ALLOWED WITHOUT WRITTEN APPROVAL BY EBYS ELECTRO INC.
DRAWN <u>  JM  </u> DATE <u>  05/09/08  </u>		SIZE	DRAWING NUMBER:
CHECKED _____      DATE _____		A	EB1082-XX-502
APPROVED _____      DATE _____			REV. E



IMPORTANT DISCLAIMER: All information provided on this print is for reference. Always perform your own tests and acquire samples and further information to determine product suitability. While we make effort to provide accurate information, we cannot be responsible for errors either of omission or typographical. EBYS Electro, Inc. assumes no responsibility for the use or suitability of any product. All products and specifications are subject to change without prior written notice.

METRIC LIMITS  
ONE PLACE ±0.3  
TWO PLACES ±0.10  
ANGLE ± 1°